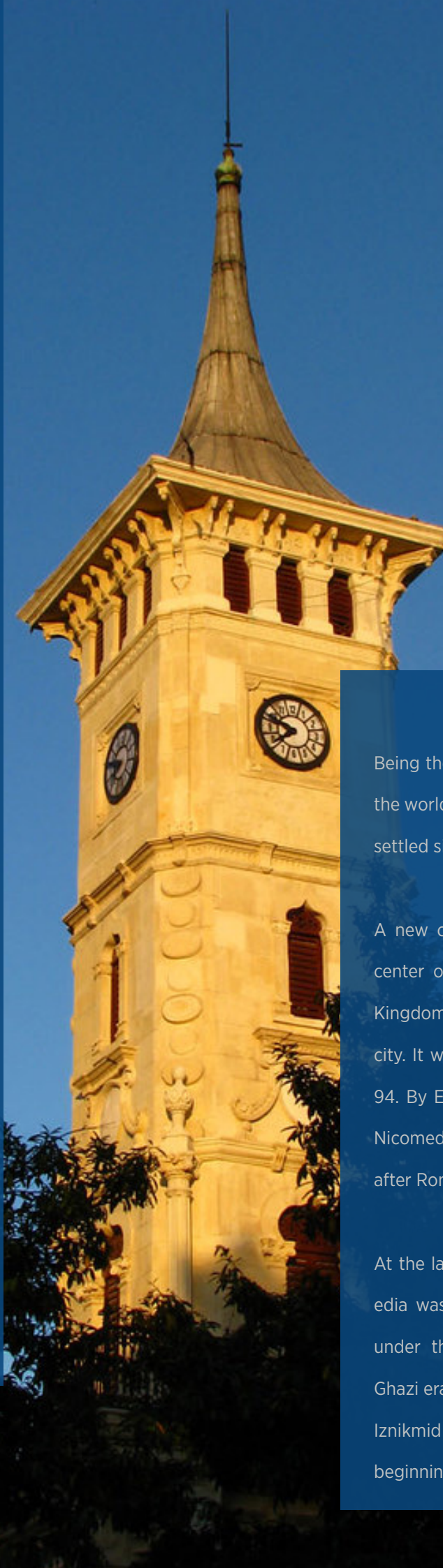


SEIZE THE
OPPORTUNITIES
in Kocaeli



HISTORY



Being the junction point of important roads of the world, Kocaeli and its vicinity is found to be settled since prehistoric ages, B.C. 3000

A new city called NIKOMEDIA had been the center of gradually rising between Bythinian Kingdom. Nicomedia, became a big Hellenistic city. It was donated to the Romans in B.C. 91-94. By Emperor Diocletianus time in B.C. 284 Nicomedia has become the fourth largest city after Rome, Antakya, Alexandria.

At the last quarter of the 11th century, Nicomedia was conquered by Seljuks. The city fell under the reign of Ottomans during Orhan Ghazi era. The name of the province, which was Iznikmid which means neighbor of Iznik at the beginning, changed to Kocaeli in time.

GEOGRAPHICAL STATUS AND TRANSPORTATION



Kocaeli is surrounded by Sakarya on the east and southeast, Bursa on the south, İstanbul and Yalova provinces, İzmit Gulf, Marmara Sea on the west, Black Sea on the north. Acreage of province is 3.418 km².

The distance from Kocaeli to İstanbul is 85 km. New İstanbul International Airport located on the north of İstanbul and Sabiha Gökçen International Airport operating on the east are in close vicinity, Kocaeli is bound to Ankara via TEM motorway. New İstanbul International Airport is 135 km away and Sabiha Gökçen International Airport is 50 km away. On the other hand, Cengiz Topel Airport, which is 15 km away from the city center, is completed within the scope of the tender in 2011.

Coast, whereas, a rather severe climate prevails in the mountainous parts. It can be stated that it constitutes a transition between Mediterranean climate and Black Sea climate. Summers are hot with low precipitation, winters are rainy, snowing from time to time, and cold in the city center.

Flora of Kocaeli displays significant differences between the coast and mountainous areas. Mediterranean flora substitutes for the plant communities indigenous to the Black Sea from north to south. Area between Samanlı Mountains and Black Sea coast is covered with dense and hygrophilous forests. These forests mostly consist of beech. Hornbeam, chestnut and oak also join to beech at some regions. Higher parts of Samanlı Mountains are covered by conifers. Maquis, which are indigenous to Mediterranean climate, are encountered on the north and east of İzmit Gulf.

There are copper, lead, zinc, barite, mercury, cement raw materials, dolomite, quartzite and marble deposits in Kocaeli.

KOCAELI TRANSPORTATION



TOWN CENTER
İSTANBUL
85KM



TOWN CENTER
IGA AIRPORT
135KM



TOWN CENTER
SAW AIRPORT
85KM



TOWN CENTER
KCO AIRPORT
15KM

CULTURE AND TOURISM

Receiving their economic value from cultural assets and products, visual arts and performance arts, tourism facilities, displays and events can be counted as the culture tourism industries.

Kocaeli is a convenient province for spreading the cultural activities in terms of its regional history, natural legacy and existence of infrastructure facilities towards realization of various activities.



KOCAELI
HOTELS



6 - FIVE STAR
HOTELS



13 - FOUR STAR
HOTELS



16 - TREE STAR
HOTELS



BED CAPACITY
7212



VISITORS OF
FACILITIES
428.762



FOREIGN VISITORS
OF FACILITIES
85.585

Vicinity of Kocaeli to metropolises and especially easy access turns the region into an attraction center in tourism in terms of investments and investors and domestic tourist. Emphasizing the utilization facility of a large mass from İstanbul and Ankara of Kocaeli as excursion torism potential especially at weekends and diffrent characteristics of certain cities, districts and towns in the region for excursion tourism will enable achievement of a distinct potential in this respect.

In addition to the conventional and excursion tourism, there are also congress and exhibition tourism, winter tourism, sport tourism, hunting and fishing, health tourism, thermal tourism, historical tourism, nature tourism, ecotourism- rural tourism activities in Kocaeli.

There are 6, 5 star hotels in Kocaeli, 13, 4 star hotels, 16, 3 star hotel. The hotel bed capacity is 7212. Number of visitors of facilities (with Municipality Certificate+ Tourism Operation Certificate) is 428.762. people, number of foreign visitors of facilities (with Municipality Certificate+ Tourism Operation Certificate) is 85.585 people.



EDUCATION

There are two universities in Kocaeli, Kocaeli University and Gebze Technical University. The research facilities operating within the higher education institutions in Kocaeli enables direct conveyance of the generated academic knowledge to community and industry. In addition to the technical research centers, existence of continuing education centers and economic, politic and social research centers assumes important roles in terms of acceleration social development.



As of 2018, Kocaeli University has been engaging in academic activities in a total of 48 academic units consisting of 3 institutes, 17 faculties, 1 Public Conservatory, 6 schools, 21 Vocational Schools on campuses.

In the university, there are a total of 83.103 students, 6.442 of which are students of institutes, 39.409 are faculty students, 3.234 are school students, 33.945 are vocational school students. In Kocaeli University, there are a total of 1.186 foreign students.

As of 2018, Gebze Technical University is engaging in academic activities in a total of 8 units consisting of 4 institutes and 4 faculties on 2 campuses in Çayirova and Muallimköy. In the university, there are a total of 7.492 students, 3.764 of which are students of institutes and 3.728 are faculty students.

KOCAELI
UNIVERSITY



48
ACADEMIC
UNITS



83.103
TOTAL
STUDENTS

GEBZE
TECHNICAL
UNIVERSITY



8
ACADEMIC
UNITS



7.492
TOTAL
STUDENTS



A GLIMPSE INTO KOCAELI ECONOMY

ALNU515391

22G1

2.6m
8'6"

IC
87

KOCAELI TAX REVENUES

In 2018 the total tax value assessed was around 83.594.843.000 TL and around 77.099.895.000 TL of it collected. With 92,23% tax collection ratio, Kocaeli become a leader in Turkey's tax collection list. Kocaeli also has 10,45% share in Turkey's 2018 total tax revenue.

As the second biggest industrialized city in Turkey, Kocaeli makes up the 13% of the total manufacturing industry in Turkey. The major sectors in Kocaeli are automotive and automotive supply industry, chemical and petrochemical, machinery, plastic, iron and steel sectors.



The largest company of Turkey, TÜPRAŞ Petroleum Refining Facilities the biggest chemical industry that makes up the 26% share in the Manufacturing Industry of Turkey. As of 2018, there are around 2.500 industry investments in Kocaeli and 191 of which is foreign capital investments.

Kocaeli has Muallimköy Information Valley, 13 industrial zones, 3 technoparks, 2 free trade regions. Vessels and yacht industry Free Trade Zone named KOSBAŞ. Infrastructure facilities in the sectors of dam, nature gas, communication, electricity, waste incineration Kocaeli has been a region preferred by companies operating in automotive industry due to its location and logistic superiority. 4 large automotive companies located in Kocaeli and they make up the 31,9% of vehicle production in Automotive Industry of Turkey. The share of these companies in the automotive exports of Turkey has been 45%.

Competitive, advanced-technology and high value-added investments has started picking up

Even though Kocaeli is 6th smallest province of Turkey, it makes the 19,7% of the foreign trade of Turkey that values at 77.097.533.090 USD

KOCAELI
ECONOMY

2.500
INDUSTRY
INVESTMENTS

191
FOREIGN CAPITAL
INVESTMENTS



13 INDUSTRIAL
ZONES



3 TECHNOPARKS



2 FREE TRADE
REGIONS

VISION OF KOCAELI

7 Reasons to Invest in Kocaeli

1. Rapidly growing domestic market
2. Mature and dynamic private sector
3. Liberal, secure & incentivized investment environment
4. Supply of high quality and cost-effective labor force
5. Institutionalized economy and customs union with EU countries
6. Developed infrastructure
7. Competitive tax system

VISION OF KOCAELI IS BEING A CITY

WWW.KOTO.ORG.TR



- That produces strategic products of the country by its clustered industry,
- That generates information via its universities, technology centers, techno-parks and informatics valley, turning it into products in its industry,
- That possesses a community who uses high technology and generates innovation, whose entire industry is settled at planned industrial zones in compliance with legislation and in a way to enable environmental sustainability,
- That has achieved agriculture, tourism and industry balance in the meantime becoming nature friendly,
- That directs the country via its SMEs and companies and is at peace with its city,
- That assumed the function of a regional transfer, logistic center via its strong transportation connections and reinforced its position as the gateway of Turkey to World,
- That makes difference with its quality of living, where inhabitants enjoy living,
- That provides exemplary services at world standards in education and health,
- That is a brand in tourism, self-sufficient and is the first place to have holiday at in a short time,
- That is prepared for all disaster risks according to world standards

ENERGY SECTOR

According to the estimates of the Electricity Distribution Company, Turkey's electricity needs will increase at a rate of 6% per year between 2009 to 2023.

The liberalization of the energy market has been underway followed by the Turkish energy sector recorded a rapid growth and private sector has provided some long-term investments



The Turkish Government, providing new incentives for renewable energy investors in various energy projects in Turkey. In order to meet the energy need, investments a total of about US \$ 130 billion estimated to be reached by 2023.

Due to its strategic location between Asia and Europe, Turkey is an important functioning energy base Turkey has rivers and lakes that are offering excellent opportunities for large and small scale energy companies (approximately 36,000 MW in potential energy)

Turkey's geothermal energy potential ranks 7th in the world and 3th in Europe.

Turkey bio diesel and bio ethanol, with high potential in the fields of agriculture and installed capacity of Europe's bio fuel supply center.

To establish a common energy market with the EU, Turkey plans to merge its energy system with European Union network for the Coordination of Transmission of Electricity Energy System (UCTE)

The Government, offers the guaranteed tariff incentives for investments in a renewable energy sector

INVESTMENTS
TOTALLED
US\$13
BILLION
BY 2023

POTENTIAL
RANKS
7TH
IN THE
WORLD
AND
3TH
IN EUROPE

TOURISM SECTOR



The touristic services, facilities, amenities and infrastructure in the region allow people to do many alternative touristic activities such as;

Traditional tourism (sea, sand and Sun),

Daily tourism, convention and exhibition tourism,

Winter tourism, sports tourism, golf tourism, Bird watching tourism, Outdoor Sports, hunting and fishing,

Thermal tourism, health tourism,

Elderly Tourism- Geriatrics Wellness and Spa Tourism,

Cultural tourism, History Tourism, The Arts tourism (traditional crafts),

Faith tourism,

Gastronomic tourism, Cave tourism, Photography-Photo Safari, Nature tourism, Plateau tourism, Eco tourism-rural tourism, Port tourism



Food and beverage sector contributed to Turkey's total export by about 8% in 2018 and created about 10 billion US dollars revenue in total Turkish food, beverage and tobacco sector, one of the most attractive areas for foreign investors. Because profitable investment opportunities, excellent rate for foreign direct investments in the last decade, the sector attracted about 4 billion US dollars.



**10
BILLION**
US DOLLARS
REVENUE



THE SECTOR
ATTRACTED
ABOUT 4 BILLION
US DOLLARS

AUTOMOTIVE SECTOR



The total production capacity of automotive companies in Turkey a little over 2.05 million and half of the this volume is being produced in the East Marmara Region. Between 2010 and 2017 the annual compound growth rate in the production observed as 55.51%. In 2018, production reached 2.046.437 units annually.

THE LARGEST AUTOMOTIVE COMPANIES IN THE REGION

Organization Name	City	Production Area
ANADOLU ISUZU	KOCAELİ	TRUCK, PICKUP TRUCK, MINIBUS
FORD OTOSAN	KOCAELİ	TRUCK, PICKUP TRUCK, MINIBUS
HONDA TURKEY	KOCAELİ	AUTOMOBILE
HYUNDAI ASSAN	KOCAELİ	AUTOMOBILE,PICKUP TRUCK,MINIBUS
OTOKAR	SAKARYA	PICKUP TRUCK,MINIBUS, MIDIBUS
TOYOTA	SAKARYA	AUTOMOBILE
ASKAM	KOCAELİ	TRUCK, PICKUP TRUCK,MINIBUS



According to the clusters analysis; the automotive sector is the second largest sector in the East Marmara Region. When it comes to employment automotive sector is the second one next to trade sector that employs high number of workers.

Companies located in Gebze TOSB (TAYSAD Organized Industrial Zone) are the first and only operating automotive parts producers in Kocaeli and have the privilege of being Globally Specialized organized industrial zone and distinguished by being the first choice of the domestic and foreign investments in Turkey. In TOSB currently, there are about 100 active members and employed 10.000 people working factories.

FORD OTOSAN KOCAELI FACTORY



Opened in 2001. Transit and Transit Connect is manufactured in Kocaeli factory. The Kocaeli Plant's annual production capacity is 455.000. Thanks to the Turkish workers skills and the used highly advanced technology. Ford Kocaeli plant has been main production center since 2004.

TOYOTA TURKEY



Toyota Turkey manufactures lots of models and it's located in Sakarya. The biggest chunk of the production are being exported to Europe and to 40 different countries. Toyota's annual production capacity is 280.000 vehicles as a result it is one of the largest 10 factories outside of Toyota's.

HYUNDAI ASSAN




Factory was launched in September 1997 on an area of 1 million m². Initially established with an investment of 180 million USD, factory now has a production capacity of 245.000 units.

HONDA TURKEY



The Şekerpınar plant started operating in 1997. Since January 2003, factory has been operating as Honda Turkey Co as 100% is being owned by Honda Motor Co. The plant is the second one that is operating in Europe. Factory now has a production capacity of 50.000 units.

AUTOMOTIVE SUPPLIER INDUSTRY AND RELATED SECTORS



It is observed that supplier industries started moving into the region as the main industries do. The strong presence of the main automotive industry in the region have the İstanbul companies move their new automotive supplier plants into the region. Because of Kocaeli's strategic location it doesn't disturb the supply chain of the production and it allows main automotive industry to situate their supplier plants in Kocaeli.

CHEMISTRY SECTOR

Chemical industry provides key inputs into many industries such as automotive, leather products, glass, textile and paper products. The main export products of Turkish chemical industry are petrochemicals, fertilizers, pharmaceuticals, synthetic fiber and yarn, soaps and detergents and paints. Turkey's total foreign capital accounted in chemical industry is 13% and there are 300 foreign companies that invest in Turkey in the sector.

MACHINERY MANUFACTURING SECTOR

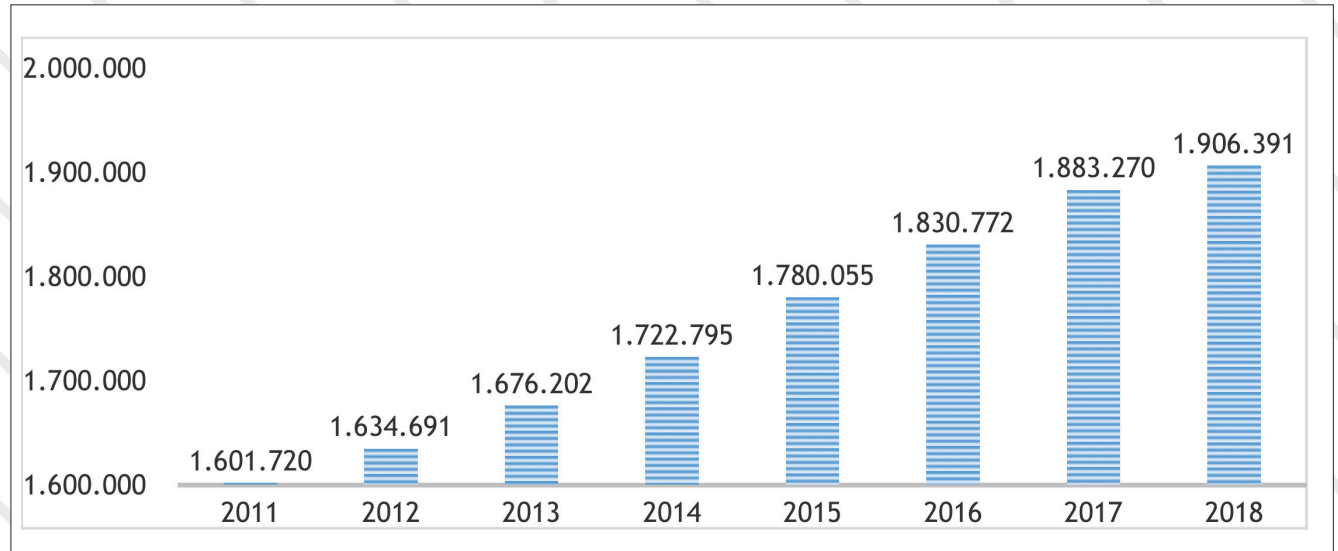
A large part of the Turkish machinery industry that makes up the large part of the country's industrial production is extremely open to innovation, competition and SME's enterprises. It's rapidly growing at the rate of 18% annually. In 2018, it reached 17.1 billion US dollars that is %10.2 of the country's total export. The main countries to which Turkish machinery industry do export are Germany, United Kingdom, Italy and France.

INFORMATION TECHNOLOGY SECTOR

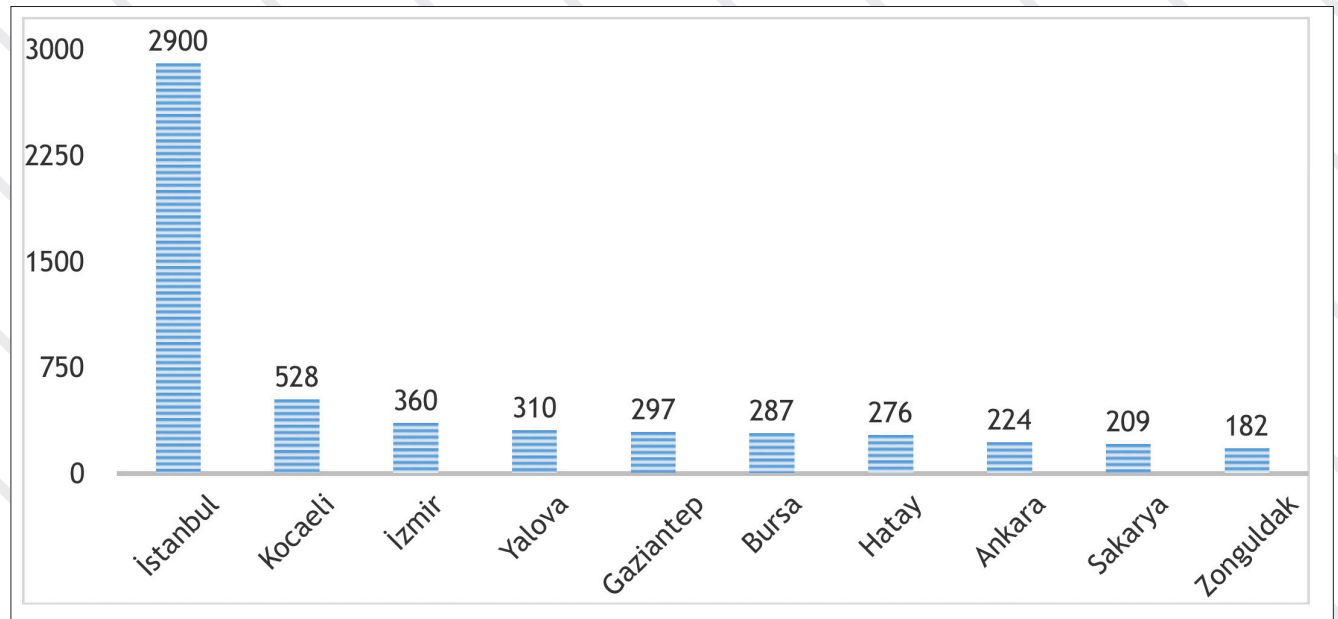
In compliance with Information Society action master plan, in order to turn Turkey into a production and operation hub of the International Information Technology companies in Kocaeli. In the context of the adoption of the EU's information technology practices and e-transformation master plan and the national information society strategy, Information Society Action Plan and specialized Commission work-shops carried out.



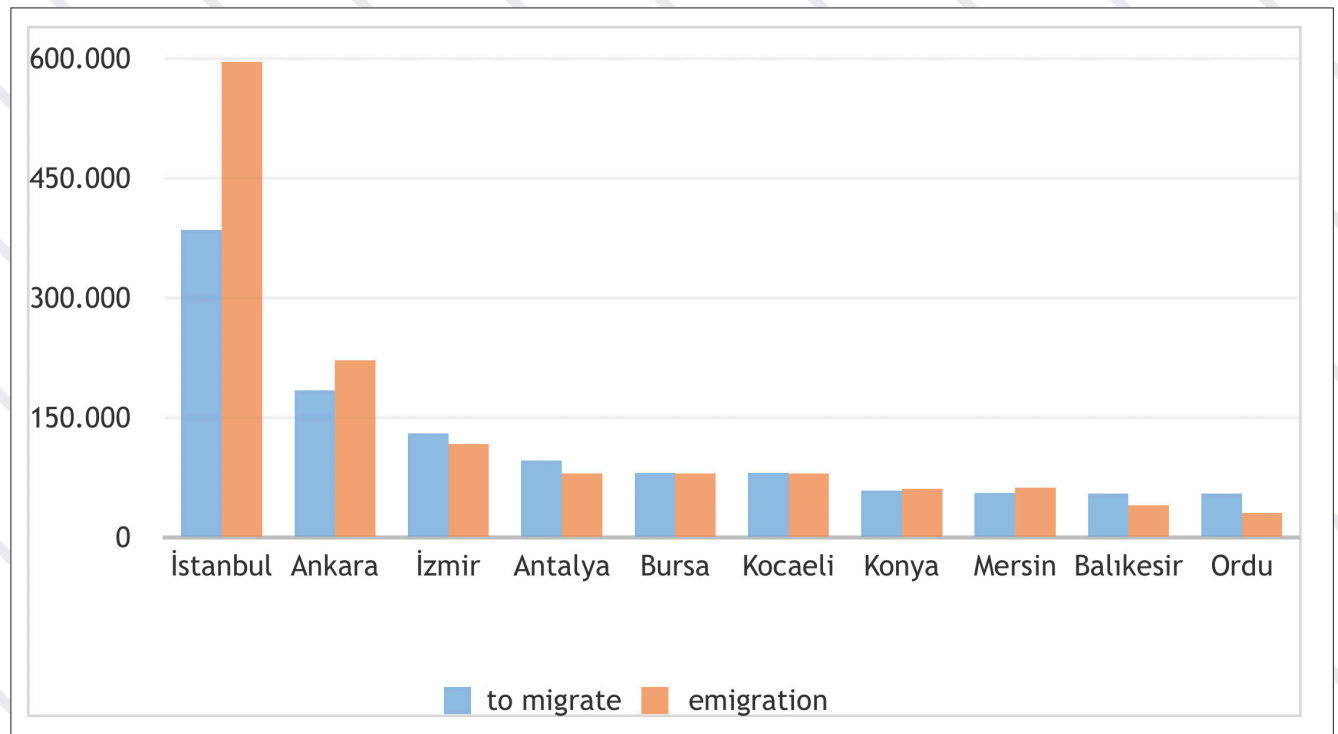
Distribution of Kocaeli Population by years (person)



Population Density of Turkey (person)



Migration data for 2018 (Person)



Distribution of Female-Male Population by Provinces in Kocaeli in 2018 (person)

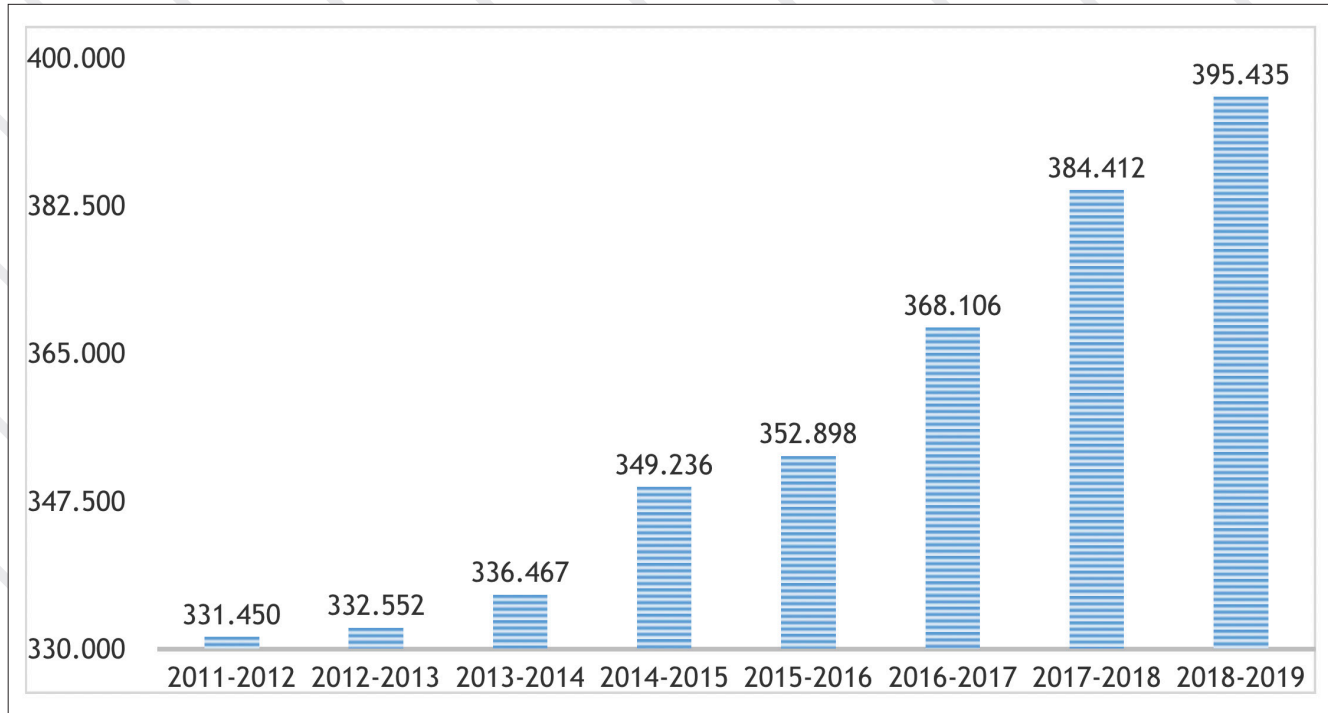
District	Male	Female	District Population	Percent
Gebze	188.436	182.564	371.000	19,46%
İzmit	180.087	183.329	363.416	19,06%
Darıca	102.015	99.453	201.468	10,57%
Körfez	83.456	82.047	165.503	8,68%
Gölcük	82.202	80.382	162.584	8,53%
Derince	70.679	70.303	140.982	7,40%
Çayırova	66.156	63.499	129.655	6,80%
Kartepe	59.930	58.136	118.066	6,19%
Başiskele	49.329	48.488	97.817	5,13%
Karamürsel	28.135	28.469	56.604	2,97%
Kandıra	28.301	23.047	51.348	2,69%
Dilovası	24.600	23.348	47.948	2,52%

Records by Age Groups in Kocaeli (person)

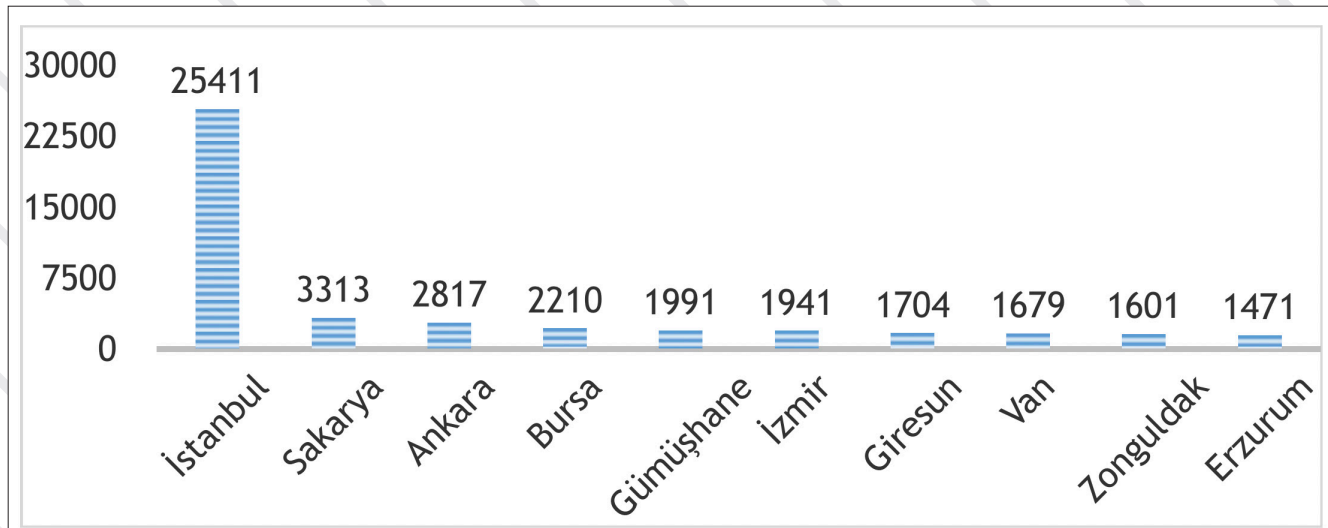
Age Groups	Application			Placement		
	Male	Female	Total	Male	Female	Total
15-19	7.157	4.842	11.999	2.804	1.482	4.286
20-24	20.096	16.348	36.444	9.651	4.787	14.438
25-29	20.146	13.296	33.442	10.045	3.462	13.507
30-34	15.894	10.560	26.454	6.588	2.502	9.090
35-39	14.402	10.436	24.838	4.912	2.533	7.445
40-44	10.557	7.941	18.498	3.342	1.881	5.223
45-49	7.243	4.759	12.002	2.054	1.025	3.079
50-54	3.726	2.060	5.786	1.249	460	1.709
55-59	1.748	688	2.436	557	110	667
60-64	632	162	794	215	54	269
65 +	217	48	265	125	6	131
Grand Total	101.818	71.140	172.958	41.542	18.302	59.844

Stations	Number of Passengers
Gebze	75 318
İzmit	133 076
Diliskelesi	0
Tavşancıl	0
Hereke	11 861
Körfez	0
Yarımca	7 488
Derince	5 612
Köseköy	628
Büyükderbent	6 223
Total	240 206

Number of Students in Kocaeli in Different Academic Years



Provinces That Gave the Most Migration to Kocaeli in 2018 (person)



Registers by Vocations in Kocaeli in 2018 (person)

JOB GROUPS	Application			Placement		
	Male	Female	Total	Male	Female	Total
Office and Customer Service Employees	8.472	13.565	22.037	1.477	1.672	3.149
Service and Sales Staff	10.970	11.870	22.840	3.311	2.435	5.746
Non-Qualifying Business	36.691	28.559	65.250	25.225	10.614	35.839
Qualified Agriculture, Animal Husbandry, Hunting, Forestry and Aquaculture Employees	423	81	504	93	6	99
Professionals	5.055	6.940	11.995	382	837	1.219
Workers and Related Workers	13.906	1.620	15.526	2.266	528	2.794
Employees in the Armed Forces	45	1	46	0	0	0
Technicians, Technicians and Professionals	10.792	5.066	15.858	2.566	369	2.935
Plant and Machine Operators and Installers	14.728	2.986	17.714	6.207	1.823	8.030
Managers	736	452	1.188	15	18	33
Grand Total	101.818	71.140	172.958	41.542	18.302	59.844

Ports

Port Facilities Total Dock - Scaffolding Information		
Data Type		Total (Number / Meter)
Total Port Facility	Private:33	34
	Public:1	
Number of Total Docking Stations (Scaffolding + Dock)	110	110

2018		TOTAL
COMING SHIPS	TURKISH FLAG	4,323
	FOREIGN FLAG	5,665
	TOTAL	9,988
LOADING & VOIDANCE (TONS)	QUANTITY OF LADING	24 378 090
	QUANTITY OF VOIDANCE	48 760 931
	QUANTITY OF HANDLING	73 139 021

TOURISM

Accommodation Facilities with Tourism Operation Certificate in Kocaeli

TYPE AND CLASS	FACILITY NUMBER	CAPACITY INFORMATION	
		NUMBER OF ROOMS	NUMBER OF BEDS
FIVE STAR HOTEL	6	969	1638
FOUR STAR HOTEL	13	1405	2854
THREE STAR HOTEL	16	922	1831
TWO STAR HOTEL	11	337	639
ONE STAR HOTEL	1	14	28
APART HOTEL	2	62	124
HOSTEL	2	46	98
TOTAL	51	3755	7212

Number of registered vehicles in Kocaeli

VEHICLE TYPE	2007	2008	2009	2010	2011	2012	2013	2014	2015	2016	2017	2018
MOTORCYCLE	13.63 5	15.43 1	16.41 8	18.62 7	19.50 9	20.46 7	21.36 6	22.63 8	24.03 1	25.25 2	26.83 9	28.42 5
CAR	98.46 2	107.0 45	118.5 17	128.8 06	140.5 92	152.1 49	165.9 19	177.5 04	190.8 03	209.0 70	223.5 10	232.0 38
MINIBUS	3.146	6.748	7.488	6.373	6.283	5.979	6.947	7.259	7.695	8.095	8.308	8.541
BUS	7.700	9.354	9.534	7.386	7.763	8.533	7.635	7.155	7.267	7.295	7.239	7.112
VAN	31.23 5	33.35 9	38.07 1	46.87 6	51.50 0	55.32 4	57.89 0	60.50 1	63.78 9	68.40 9	72.84 9	74.38 9
TRUCK	12.01 7	12.21 2	12.20 7	12.70 7	12.49 8	12.51 4	12.59 0	12.86 6	13.15 1	35.25 1	13.59 0	13.70 4
TRACTOR	12.17 3	12.42 6	12.55 0	12.96 0	13.41 3	13.87 8	14.30 2	14.80 9	15.34 8	16.14 2	16.97 9	17.54 0
TRACTOR (2)	2.461	2.885	3.128	3.652	4.535	5.216	5.943	6.805	7.592	-	8.343	8.547
SPECIAL PURPOSE VEHICLE	681	726	733	601	591	583	631	783	911	1.043	1.150	1.195
TANKER	1.041	1.035	1.030	958	974	971	974	976	980	-	912	854
LAND TRUCK	1.337	1.633	2.007	1.227	897	596	443	340	279		213	216
NO MOTOR VEHICLE	3.291	3.806	4.287	5.524	6.580	7.396	8.234	9.225			10.92 7	12.01 5
TOTAL	190.1 79	206.6 60	225.9 70	245.6 97	265.1 35	283.6 06	302.8 74	320.8 91	342.0 17	357.8 26	391.5 57	404.5 76

Organized Industrial Zones in Kocaeli

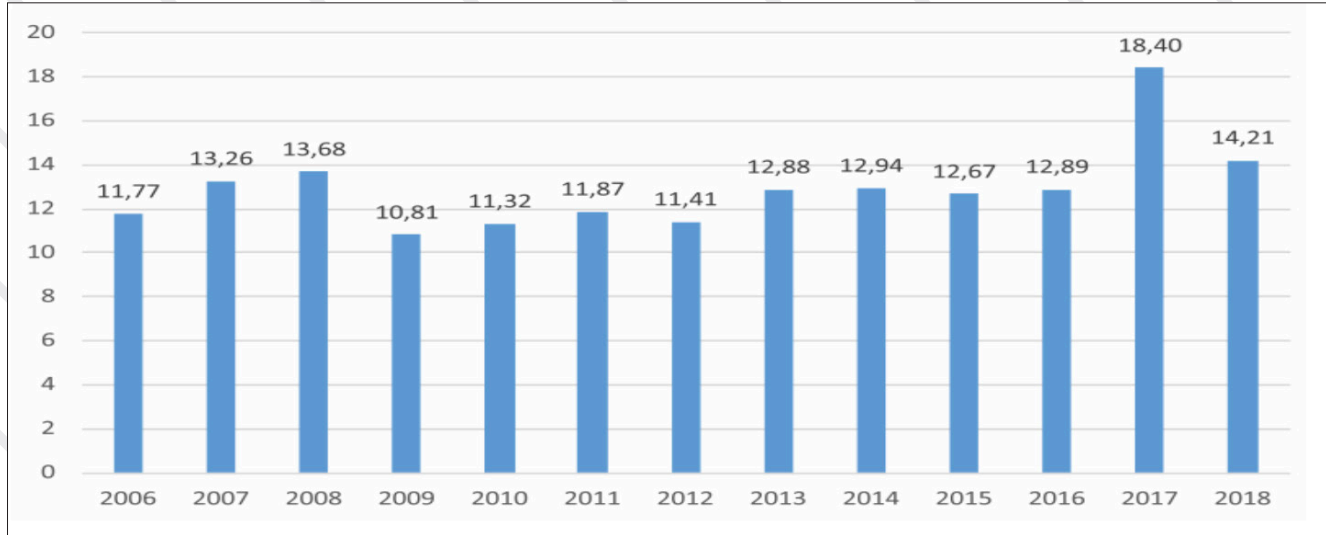
Name		ACTIVITY STATUS	ACTIVITY STATUS		ACTIVITY STATUS
1	Gebze OIZ	ACTIVE	8	Dilovaşı OSB	ACTIVE
2	TAYSAD	ACTIVE	9	Kömürcüler	ACTIVE
3	Plastikçiler	ACTIVE	10	Arslanbey	ACTIVE
4	Güzeller	ACTIVE	11	Alikahya	Planning and Expropriation + Infrastructure
5	Gebze V. (Chemistry) İhtisas	ACTIVE	12	Asım Kibar	ACTIVE
6	Makine İhtisas	ACTIVE	13	Kandıra GİOSB	Planning and Expropriation
7	Gebze VI. (İMES)	ACTIVE			

FOREIGN TRADE

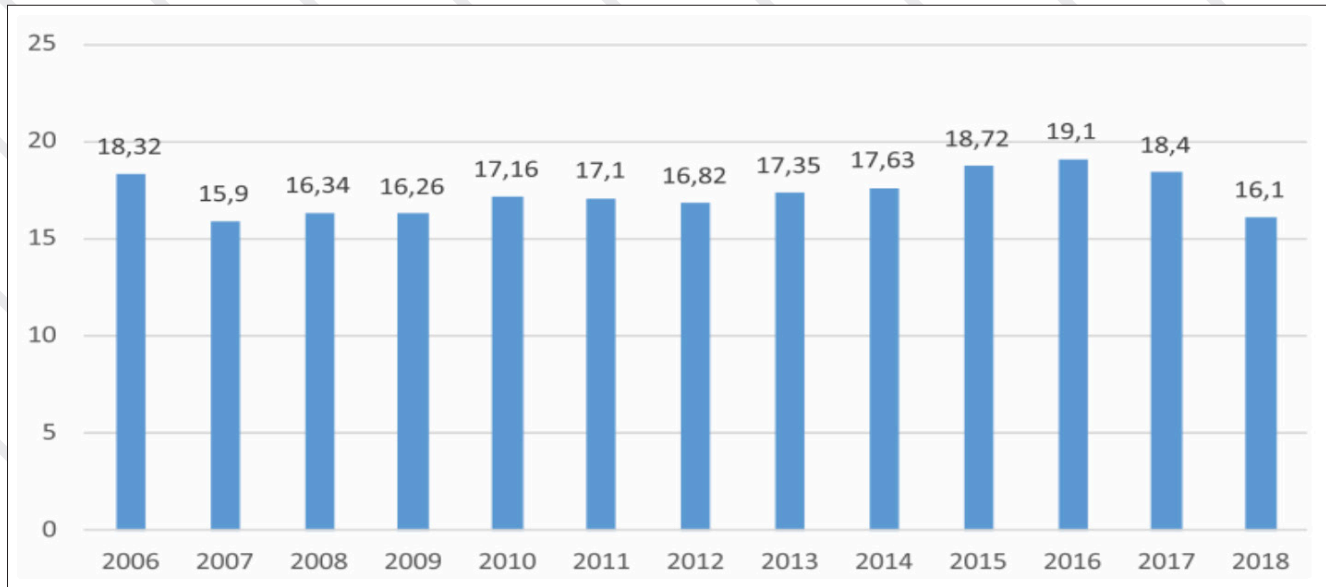
Kocaeli Foreign Trade Data (Million dollars)

	2010	2011	2012	2013	2014	2015	2016	2017	2018
Export	12.894	16.021	17.399	19.560	20.417	18.234	18.382	23.908	23.869
Import	31.838	41.185	39.796	43 658	42.710	38.797	37.944	43.033	35.921
Export Import Ratio (X-M)	40,50	38,90	43,72	44,80	47,80	46,99	48,84	55,55	66,45
Trade balance	-18.944	-25.164	-22.397	-24.098	-22.293	-20.563	-19.562	-19.125	-12,051

Share of Kocaeli in Exports from Turkey (%)



Share of Kocaeli in Imports to Turkey (%)



Comparison of the Investment Sectors

	Turkey (TL)	Kocaeli (TL)	Proportion (%)
AGRICULTURE	4.931.893.000	66.586.000	1,35
MINING	2.104.322.000	0	0
MANUFACTURING	841.984.000	58.781.000	7
ENERGY	9.708.110.000	20.500.000	0,20
TRANSPORTATION-COMMUNICATIONS	20.320.646.000	5.511.016.000	27
TOURISM	343.492.000	0	0
EDUCATION	10.815.002.000	40.000.000	0,30
HEALTH	4.975.517.000	32.562.000	0,70
OTHER PUBLIC SERVICES	12.937.488.000	117.758.000	0,90
TOTAL	66.978.454.000	5.847.203.000	8,73

Kocaeli Exports by Countries

Country	2018 (Euro)	Country	2018 (Euro)
Egypt	618.228.147	Malta	174.524.538
Germany	562.031.888	Greece	152.249.594
Spain	518.773.199	Saudi Arabia	150.832.726
USA	445.665.034	UAE	142.461.002
Italy	385.373.060	Russian Federation	137.063.065
England	307.645.061	Bulgaria	134.297.736
Romania	304.017.330	TRNC	132.790.233
Belgium	281.861.062	India	128.438.913
France	280.962.190	Gibraltar	120.541.166
Poland	198.409.724	Israel	118.903.141
Netherlands	190.141.527		
Total		7.555.203.070	

Kocaeli Imports by Countries

Country	2018 (Euro)	Country	2018 (Euro)
Russian Federation	2.726.515.158	Japan	340.063.985
China	765.482.393	Ukraine	287.378.954
Germany	727.950.494	England	276.847.684
South Korea	683.317.142	India	272.778.929
Italy	653.444.571	Saudi Arabia	239.558.584
USA	438.012.642	Egypt	234.957.406
Spain	413.329.260	Thailand	222.878.147
Greece	379.272.963	Netherlands	219.122.748
Bulgaria	378.415.161	Kazakhstan	173.825.982
France	353.179.387	Belgium	173.017.968
Total	11.801.542.476		



📍 Karabaş Mahallesi
Ömer Türkçakal Bulvarı
No:2 İzmit / KOCAELİ
☎ Tel: +90 (262) 322-3010
✉ Email: koto@koto.org.tr
🕒 Çalışma Saatleri
Pazartesi-Cuma 8:30-17:30